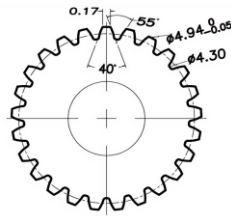
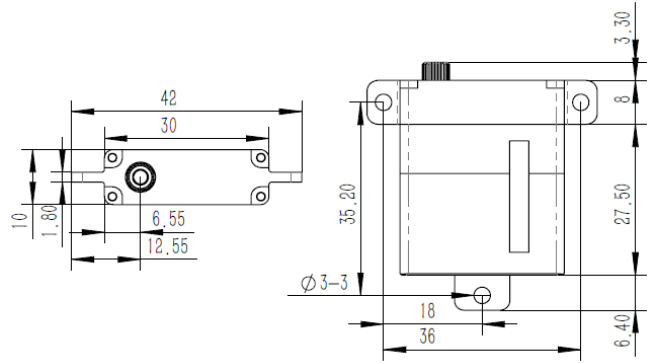


### FZ10 Technical Specification



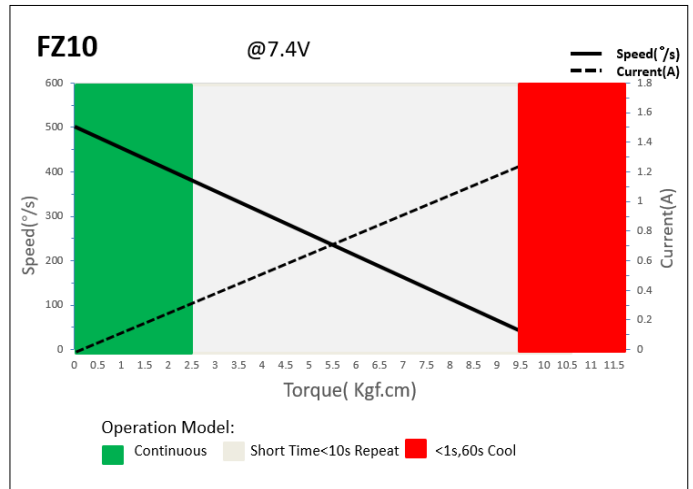
25T 5mm Output Shaft Spline



### 1. Operating Data

Rated Voltage	DC7.4V
Voltage Range	DC4.8V-8.4V
Torque	6.2Kgf.cm@4.8V
	7.5Kgf.cm@6.0V
	9.5Kgf.cm@7.4V
	10.8Kgf.cm@8.4V
Speed	0.16sec/60°@4.8V
	0.14sec/60°@6.0V
	0.12sec/60°@7.4V
	0.10sec/60°@8.4V
Working Frequency	1520us/333Hz
Default Travel Angle	±50° = 100° Total
Temperature Range	-10°C .....+65°C
Soft Start	Programmable
Programmable	Yes
Case Material	Aluminum Alloy
Motor Type	Coreless DC Motor
Gear Set Material	Hardened Steel
Position Sensor	Potentiometer
Case Dimensions	30*10*35.5mm±0.2mm
Weight	28g±10%

### 2. Performance



### 3. Command signal

#### PWM Command Interface

Signal Voltage	HIGH: min.3.3V, max.5.0V Low: min.0.0V, max.1.5V
Pulse Lengths	900us-2100us
Pulse Lengths for Position	1000us/1500us/2000us -50°/ 0°/+50°

### 4. Electrical Connection

	Pin Assignment			
	1	Orange	Signal	PWM Command
	2	Red	DC+	Supply Voltage
	3	Brown	DC-	Supply Ground